

Criterion VI

Governance, Leadership and Management



RCMAS
RAJAGIRI COLLEGE OF MANAGEMENT &
APPLIED SCIENCES

RAJAGIRI COLLEGE OF MANAGEMENT AND APPLIED SCIENCES

RAJAGIRI VALLEY P.O, KAKKANAD, KERALA 682039

An ISO 9001 : 2015 Certified Institution

Affiliated to Mahatma Gandhi University, Kottayam and Approved by AICTE

6.5

Internal Quality Assurance Cell

Quality Assurance Initiatives of the Institution

6.5.2

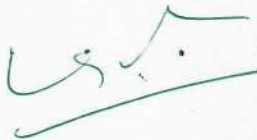
KIRF Participation

Submitted to



Criteria - Wise - Data

1. TEACHING, LEARNING AND RESOURCES(TLR)			
1.1 Student strength (SS)			
1.1.1 UG (3 year program) - Sanctioned			
2022-2023	2021-2022	2020-2021	
600	600	600	
1.1.2 UG (3 year program) - Enrolled			
2022-2023	2021-2022	2020-2021	
627	631	625	
1.1.3 UG (4 year program) - Sanctioned			
2022-2023	2021-2022	2020-2021	
1.1.4 UG (4 year program) - Enrolled			
2022-2023	2021-2022	2020-2021	
1.1.5 UG (5 year program) - Sanctioned			
2022-2023	2021-2022	2020-2021	
1.1.6 UG (5 year program) - Enrolled			
2022-2023	2021-2022	2020-2021	
1.1.7 PG (1 year program) - Sanctioned			
2022-2023	2021-2022	2020-2021	
1.1.8 PG (1 year program) - Enrolled			
2022-2023	2021-2022	2020-2021	
1.1.9 PG (2 year program) - Sanctioned			



PRINCIPAL
Rajagiri College of Management & Applied Sciences
Rajagiri Valley. P. O., Kakkanad - 682 039



2022-2023	2021-2022	2020-2021
40	40	40
1.1.10 PG (2 year program) - Enrolled		
2022-2023	2021-2022	2020-2021
24	27	24
1.1.11 PG (3 year program) - Sanctioned		
2022-2023	2021-2022	2020-2021
1.1.12 PG (3 year program) - Enrolled		
2022-2023	2021-2022	2020-2021
1.1.13 PG Integrated - Sanctioned		
2022-2023	2021-2022	2020-2021
1.1.14 PG Integrated - Enrolled		
2022-2023	2021-2022	2020-2021
1.1.15 Ph.D Program - Sanctioned		
2022-2023	2021-2022	2020-2021
1.1.16 Ph.D Program - Enrolled		
2022-2023	2021-2022	2020-2021
Attachments for the metrics		
No Attachments for this metrics !!!		
1.2 Faculty student ratio (FSR)		
1.2.1 Student Enrolment(S) - Male		
2022-2023	2021-2022	2020-2021
350	340	357



1.2.2 Student Enrolment(S) - Female		
2022-2023	2021-2022	2020-2021
292	318	288
1.2.3 Student Enrolment(S) - Transgender		
2022-2023	2021-2022	2020-2021
1.2.4 Teaching Staff (Excluding Visiting Faculty)(F) - Male		
2022-2023	2021-2022	2020-2021
15	16	16
1.2.5 Teaching Staff (Excluding Visiting Faculty)(F) - Female		
2022-2023	2021-2022	2020-2021
51	50	50
1.2.6 Teaching Staff (Excluding Visiting Faculty)(F) - Transgender		
2022-2023	2021-2022	2020-2021
1.2.7 Non-Teaching Staff - Male		
2022-2023	2021-2022	2020-2021
23	23	23
1.2.8 Non-Teaching Staff - Female		
2022-2023	2021-2022	2020-2021
8	8	8
1.2.9 Non-Teaching Staff - Transgender		
2022-2023	2021-2022	2020-2021
Attachments for the metrics		
No Attachments for this metrics !!!		

[Handwritten signature]



1.3 Faculty Qualification and Experience(FQE)
1.3.1 No. of regular faculty with Ph.D
5
1.3.2 No. of Faculty with experience upto 8 years
23
1.3.3 No of Faculty with experience 8+ to 15 years
36
1.3.4 No. of Faculty with experience more than 15 years
7
Attachments for the metrics
File Faculty Details 1_1.c(i)FacultyDetails.xlsx
(http://159.89.167.203/kshecpportal/public/./storage/app/uploads/kirf/1496/1697791395-1496~1_1.c(i)FacultyDetails.xlsx)
1.4(i) Online education(OE) - Online courses pursued by students
1.4(i).1 Are students using any learning management system (LMS)?
1.4(i).2 Are students using any of the portal for online courses? (SWAYAM/NPTEL/ Others)
Yes
Attachments for the metrics
No Attachments for this metrics !!!
1.4(ii) Online education(OE) - No.of online courses offered by faculty
1.4(ii).1 No.of Online courses developed by faculty in Swayam Portal
1.4(ii).2 No. of Online courses developed by faculty in NPTEL Portal
1.4(ii).3 No. of Online courses developed by faculty in KSHEC Portal
Attachments for the metrics
No Attachments for this metrics !!!



1.5 Number of e-journal subscribed (SEJ)		
1.5.1 Are you registered with N-List Facility		
Yes		
1.5.2 No. of e-resources / packages subscribed to other than N-List		
2022-2023	2021-2022	2020-2021
1		
Attachments for the metrics		
File e-journals subscribed 2_1.eNo.ofe-journalssubscribed.xlsx_1.xlsx		
(http://159.89.167.203/kshportal/public/./storage/app/uploads/kirf/1496/1697198644-1496~2_1.eNo.ofe-journalssubscribed.xlsx_1.xlsx)		
1.6(i) Financial Resources and their Utilization(FRU) - Annual expenditure on academic activities		
1.6(i).1 Amount utilized for Libraries (in Rupees)		
2022-2023	2021-2022	2020-2021
130408	557150	882468
1.6(i).2 Amount utilized for Laboratory equipments (in Rupees)		
2022-2023	2021-2022	2020-2021
3574650	2170544	2180770
1.6(i).3 Amount utilized for Other equipment purchased for academic activities (in Rupees)		
2022-2023	2021-2022	2020-2021
4080460	4127659	14418222
Attachments for the metrics		
No Attachments for this metrics !!!		
1.6(ii) Financial Resources and their Utilization(FRU) - Annual operational expenditure for operational activities		
1.6(ii).1 Amount utilized for Salaries-Teaching and Non teaching staff (in Rupees)		



2022-2023	2021-2022	2020-2021
40370594	38675481	35923337
1.6(ii).2 Amount utilized for Maintenance of academic infrastructure or consumables (excluding maintenance of hostels and allied services) (in Rupees)		
2022-2023	2021-2022	2020-2021
18298196	14591153	19337056
1.6(ii).3 Amount utilized for Seminars/conferences/workshops (in Rupees)		
2022-2023	2021-2022	2020-2021
3879315	2001204	1581274
Attachments for the metrics		
No Attachments for this metrics !!!		
2. KNOWLEDGE DISSEMINATION AND RESEARCH EXCELLENCE(KDRE)		
2.1 Research Productivity (RP)		
2.1.1 Number of publications reported from Web of Science		
2022-2023	2021-2022	2020-2021
2.1.2 Number of publications reported from Scopus		
2022-2023	2021-2022	2020-2021
1	1	1
2.1.3 Total number of regular faculty members		
2022-2023	2021-2022	2020-2021
66	66	66
Attachments for the metrics		
No Attachments for this metrics !!!		
2.2 Research Impact (RI)		


[Handwritten signature]



2.2.1 Total no. of citations from Web of Science		
2022-2023	2021-2022	2020-2021
2.2.2 Total no. of citations from Scopus		
2022-2023	2021-2022	2020-2021
1		
2.2.3 h-index of institution		
2022-2023	2021-2022	2020-2021
Attachments for the metrics		
No Attachments for this metrics !!!		
2.3 Intellectual Property Rights(IPR)		
2.3.1 No. of patents granted		
2022-2023	2021-2022	2020-2021
2.3.2 No. of patents published		
2022-2023	2021-2022	2020-2021
Attachments for the metrics		
No Attachments for this metrics !!!		
2.4(i) Research Footprint/Consultancy/start ups(RFCS) - Sponsored research details		
2.4(i).1 Total no. of sponsored projects		
2022-2023	2021-2022	2020-2021
2.4(i).2 Total no. of funding agencies		
2022-2023	2021-2022	2020-2021
2.4(i).3 Total amount received (in Rupees)		
2022-2023	2021-2022	2020-2021



Attachments for the metrics		
No Attachments for this metrics !!!		
2.4(ii) Research Footprint/Consultancy/start ups(RFCS) - Consultancy services		
2.4(ii).1 Total no. of Consultancy Projects		
2022-2023	2021-2022	2020-2021
2.4(ii).2 Average Amount Received through Consultancy (in Rupees)		
2022-2023	2021-2022	2020-2021
Attachments for the metrics		
No Attachments for this metrics !!!		
2.4(iii) Research Footprint/Consultancy/start ups(RFCS) - Spin off companies/startups		
2.4(iii).1 Total no. of Start ups		
2022-2023	2021-2022	2020-2021
2.4(iii).2 Total earnings		
2022-2023	2021-2022	2020-2021
Attachments for the metrics		
No Attachments for this metrics !!!		
2.4(iv) Research Footprint/Consultancy/start ups(RFCS) - MoU's signed with the industry resulting in research		
2.4(iv).1 No. of MoU's signed with the industry resulting in research		
5		
Attachments for the metrics		
File List of MoU's signed with the industry resulting in research 3_2.d.(iv).MoU.xlsx_1.xlsx http://159.89.167.203/kshecpportal/public/./storage/app/uploads/kirf/1496/1697196661-1496~3_2.d.(iv).MoU.xlsx_1.xlsx		
2.4(v) Research Footprint/Consultancy/start ups(RFCS) - Amount received from 2.4(i), 2.4(ii), 2.4(iii)		
Attachments for the metrics		
No Attachments for this metrics !!!		




3. GRADUATION OUTCOME(GO)		
3.1(i) Metric for university examinations (GUE) - UG		
3.1(i).1 No. of students appearing for the examination-UG		
2022-2023	2021-2022	2020-2021
588	584	547
3.1(i).2 No. of students graduating in minimum stipulated time -UG		
2022-2023	2021-2022	2020-2021
524	528	504
Attachments for the metrics		
No Attachments for this metrics !!!		
3.1(ii) Metric for university examinations (GUE) - PG		
3.1(ii).1 No. of students appearing for the examination-PG		
2022-2023	2021-2022	2020-2021
25	21	23
3.1(ii).2 No. of students graduating in minimum stipulated time -PG		
2022-2023	2021-2022	2020-2021
14	13	17
Attachments for the metrics		
No Attachments for this metrics !!!		
3.2(i) Metrics for entrance examinations(GEE)-UGC-NET/ JRF/CSIR		
3.2(i).1 No. of students who have appeared for UGC-NET/JRF/CSIR		
2022-2023	2021-2022	2020-2021
	7	11
3.2(i).2 No. of students who have passed UGC-NET/JRF/CSIR		

[Handwritten signature]



2022-2023	2021-2022	2020-2021
		3
Attachments for the metrics		
No Attachments for this metrics !!!		
3.2(ii) Metrics for entrance examinations(GEE)-GATE/GRE		
3.2(ii).1 No. of students who have appeared for GATE/GRE		
2022-2023	2021-2022	2020-2021
3.2(ii).2 No. of students who have passed GATE/GRE		
2022-2023	2021-2022	2020-2021
Attachments for the metrics		
No Attachments for this metrics !!!		
3.3(i) Placement and higher studies(PH) - Metrics for placement		
3.3(i).1 No. of students placed (UG -3 year programs)		
2022-2023	2021-2022	2020-2021
144	116	147
3.3(i).2 No. of students placed (UG -4 year / 5 year programs)		
2022-2023	2021-2022	2020-2021
3.3(i).3 No. of students placed (PG -2 year programs)		
2022-2023	2021-2022	2020-2021
9	19	14
3.3(i).4 No. of students placed (Integrated PG programs)		
2022-2023	2021-2022	2020-2021
Attachments for the metrics		
No Attachments for this metrics !!!		




3.3(ii) Placement and higher studies(PH) - Metrics for higher studies		
3.3(ii).1 No. of students selected for higher studies(PG)		
2022-2023	2021-2022	2020-2021
258	321	291
3.3(ii).2 No. of students selected for higher studies(Ph.D)		
2022-2023	2021-2022	2020-2021
Attachments for the metrics		
No Attachments for this metrics !!!		
3.3(iii) Placement and higher studies(PH) - Average Salary		
3.3(iii).1 Average salary of placed students		
2022-2023	2021-2022	2020-2021
537500	512500	487500
Attachments for the metrics		
No Attachments for this metrics !!!		
4. OUTREACH AND INCLUSIVITY(OI)		
4.1 Campus/Region Diversity (RD) -Percentage of Students from outside the state- (UG+PG+PhD)		
4.1.1 Number of students from outside the State		
2022-2023	2021-2022	2020-2021
1	2	
Attachments for the metrics		
No Attachments for this metrics !!!		
4.2 Campus /Region Diversity (RD) - Percentage of Students from outside the country-(UG+PG+PhD)		
4.2.1 Number of students from outside the country		
2022-2023	2021-2022	2020-2021

[Handwritten signature]



Attachments for the metrics		
No Attachments for this metrics !!!		
4.3 Percentage of First Generation Learners (FGL)		
4.3.1 Number of First Generation Learners (FGL)		
2022-2023	2021-2022	2020-2021
Attachments for the metrics		
No Attachments for this metrics !!!		
4.4 Facilities for Differently Abled Students (FDA)		
4.4.1 Walking aids / Buggy cars / Ramps / Lifts		
Yes		
4.4.2 Disabled friendly toilets		
Yes		
4.4.3 Braille / Special Labs / Audio visual aids including software		
No		
Attachments for the metrics		
No Attachments for this metrics !!!		
4.5(i) Social Inclusiveness(SI) - % of SC/ST/OBC/women/ Transgenders/differently abled among faculty ,students and non teaching staff		
4.5(i).1 No. of Faculties in SC category		
2022-2023	2021-2022	2020-2021
1	1	1
4.5(i).2 No. of Faculties in ST category		
2022-2023	2021-2022	2020-2021
4.5(i).3 No. of Faculties in OBC category		




2022-2023	2021-2022	2020-2021
16	16	16
4.5(i).4 No. of Faculties in Women category		
2022-2023	2021-2022	2020-2021
51	50	50
4.5(i).5 No. of Faculties in Transgender category		
2022-2023	2021-2022	2020-2021
4.5(i).6 No. of Faculties in Differently abled category		
2022-2023	2021-2022	2020-2021
4.5(i).7 No. of Non-Teaching Staffs in SC category		
2022-2023	2021-2022	2020-2021
3	3	3
4.5(i).8 No. of Non-Teaching Staffs in ST category		
2022-2023	2021-2022	2020-2021
4.5(i).9 No. of Non-Teaching Staffs in OBC category		
2022-2023	2021-2022	2020-2021
5	5	5
4.5(i).10 No. of Non-Teaching Staffs in Women category		
2022-2023	2021-2022	2020-2021
8	8	8
4.5(i).11 No. of Non-Teaching Staffs in Transgender category		
2022-2023	2021-2022	2020-2021
4.5(i).12 No. of Non-Teaching Staffs in Differently abled category		

[Handwritten signature]




2022-2023	2021-2022	2020-2021
4.5(i).13 No. of Students in SC category		
2022-2023	2021-2022	2020-2021
13	16	9
4.5(i).14 No. of Students in ST category		
2022-2023	2021-2022	2020-2021
1		1
4.5(i).15 No. of Students in OBC category		
2022-2023	2021-2022	2020-2021
68	74	84
4.5(i).16 No. of Students in Women category		
2022-2023	2021-2022	2020-2021
292	307	288
4.5(i).17 No. of Students in Transgender category		
2022-2023	2021-2022	2020-2021
4.5(i).18 No. of Students in Differently abled category		
2022-2023	2021-2022	2020-2021
1	1	2
Attachments for the metrics		
No Attachments for this metrics !!!		
4.5(ii) Social Inclusiveness(SI) - Economically Weaker Section (EWS)		
4.5(ii).1 No. of Economically Weaker Section Students across all programs in the current year		
15		

[Handwritten signature]



Attachments for the metrics
No Attachments for this metrics !!!
5. SCIENTIFIC TEMPER AND SECULAR OUTLOOK(STSO)
5.1 STSO-QL - Initiatives/programmes organised/participated by students and faculty of the institutions reflective of scientific temper and secular outlook (details to be provided)
5.1.1 Write on Initiatives/ programmes on scientific temper and secular outlook in about 500 words



Rajagiri College of Management and Applied Sciences instills scientific temper, critical thinking, and secular outlook in its students by designing a multifaceted approach.

The ED club organized an online workshop on the data visualization tool, Microsoft Power BI on 14 August 2022 for harnessing technology for business innovation and provided students with insights into data analysis. The collaboration between Kerala Start-up Mission Club and the BBA department resulted in 'Meet the Entrepreneur' on February 8, 2023, offering students the opportunity to interact with successful entrepreneurs. The Club conducted Entrepreneurship Awareness Drives, drawing participants from various departments to build scientific skills.

An orientation session was organized for teachers on ASAP courses to enhance the pedagogical skills of educators.

The three-day Nature Camp organized by the Forest Department from December 1 to 3, 2022, allowed students to immerse themselves in the natural world. The camp encouraged students to think scientifically about ecological issues.

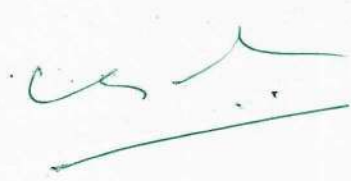
The 'PROSHOTS' Photography Workshop session conducted by the Canon Expert Team as part of World Photography Day celebrated the art of photography fostering an understanding of the science behind captivating images.

An E-waste awareness session and drive, conducted in association with Microage Solutions to improve E-waste management practices among students and staff to address critical issues and scientific principles of waste management and sustainability.

The college hosted a Toastmasters International DEMO meeting to hone the public speaking and communication skills of students. It also conducted a career guidance talk as part of an induction program for first-year students. A session on 'Business Journalism' provided insights into the world of business to develop a secular and scientific outlook in career paths.

Professional Alumni lead sessions focused on implementing scientific knowledge about the industry.

A special workshop on 3D Character Animation and 3D Texturing with MUD BOX introduced students to the world of animation and technology.



Recognizing the significance of practical academic exposure, the BBA students visited CURREASE, a venture of CarilCo Kalamassery bridging the gap between theory and practice.

The college leaves no stone unturned to promote scientific spirit in students. Recognizing the importance of research and academic excellence, the college organized an FDP titled 'The Art and Science of Research – An Overview.' to enhance the research skills of faculty members.

Secularism at its Finest

Deeksharambham, the induction ceremony for first-year students, is a unique event that emphasizes unity in diversity. The college organizes an inter-religious prayer during this ceremony, where students of various faiths come together to offer prayers in their own way symbolizing the commitment to religious harmony. The College does not limit its celebrations to any particular religion; rather, it welcomes the diversity of religious festivities. The celebration of Onam, Christmas and other festivals, ensures that students from all religious backgrounds feel a sense of belonging and inclusiveness.

Another unique practice is the singing of prayer before the start of classes with songs carefully chosen to be inclusive, embracing a universal spiritual connection. Such prayers, transcend religious boundaries, highlighting the common humanity that unites us all.

Attachments for the metrics

No Attachments for this metrics !!!

5.2 GT-QL- Adoption of green technology (details to be provided)

5.2.1 Write on green technology adopted in your institution in not more than 500 words



Rajagiri College of Management and Applied Sciences is deeply dedicated to environmental sustainability. The green undertakings span across solar energy, verdant landscaping, water preservation, waste management, energy efficiency and a multitude of additional eco-conscious initiatives.

Blossoming Green Wealth


The most striking feature of the College is its abundant green wealth. The campus is a haven for diverse flora and fauna with various gardens and natural areas that foster biodiversity. The butterfly garden with nectar-rich flowers attracts delicate insects, contributing to local pollination efforts. The vegetable garden provides fresh produce and serves as an educational tool for students in sustainable agriculture. The 'Nakshatravanam', a collection of different tree species is a tribute to the celestial constellations. The campus also grows flowering plants and medicinal value plants that contribute to the aesthetic appeal besides serving as a potent educational resource.

Another striking measure is the aviary and kennel system that provides homes for a variety of pets and animals. The college also shelters rabbits and turkeys promoting student engagement with nature and the importance of responsible pet care. This integration fosters eco-consciousness among students.

Water Conservation Initiatives

The college has made significant strides in water conservation. The landscaping of the campus with trees and plants serves as a natural reservoir maintaining a sustainable groundwater level. The rainwater harvesting system, strategically placed under the aviary captures and stores rainwater, reducing dependency on external water sources. The aquaponics system combines aquaculture with hydroponics, providing an eco-friendly approach to cultivating plants and rearing fish simultaneously. A canal system has been established for efficient water conservation and distribution. The unique 'Mazhakkuzhi' is not just a water conservation tool but also a flourishing ecosystem beautifully constructed to house various fish species.

Responsible Waste Management Systems



The College has implemented efficient waste management systems. It segregates waste into degradable and biodegradable categories, reducing the amount of waste in landfills. Biodegradable waste- food scraps and organic material, is transformed into compost. The college conducts regular workshops and awareness programs on responsible and scientific waste management techniques. Furthermore, announcements, notices and academic information are disseminated electronically, saving trees and reducing paper waste.

Energy Conservation Measures

In 2021, the college took a significant step towards a sustainable future by installing solar panels. These panels harness the power of the sun and reduce the reliance on conventional energy sources significantly lowering its carbon footprint. Sensor lights are installed in the ground floor wash area to conserve electricity by automatically turning off when not needed. Classrooms feature large windows that maximize natural lighting, reducing the dependency on artificial lighting during daylight hours. The canteen is enclosed with mesh, providing an open and airy space that contributes to electricity savings. In laboratories, energy-saving equipment is used to reduce power consumption while ensuring high standards of education.

Sustainable Transportation

To further promote sustainability, the college offers bus facilities for students, reducing the number of individual vehicles on the road and decreasing the overall carbon footprint. This reduces traffic congestion and contributes to a cleaner environment.

Attachments for the metrics

No Attachments for this metrics !!!

5.3(i) Accreditation and rankings - NAAC

5.3(i).1 Grade obtained in NAAC Accreditation(If having valid NAAC Accreditation)

Attachments for the metrics


Supporting Document

Grade Details

5.3(ii) Accreditation and rankings - SAAC



5.3(ii).1 Grade obtained in SAAC Accreditation(If having valid SAAC Accreditation)
Attachments for the metrics
<input type="button" value="File"/> Supporting Document
<input type="button" value="File"/> Grade Details
5.3(iii) Accreditation and rankings - No. of programmes accredited by NBA
5.3(iii).1 Total number of programmes in the institution (current year)
5.3(iii).2 No. of programmes with NBA accreditation
Attachments for the metrics
<input type="button" value="File"/> Programmes with NBA accreditation
5.3(iv) Accreditation and rankings - Rankings at national/international levels
5.3(iv).1 Rank obtained from NIRF Rankings
5.3(iv).2 Rank obtained from THE World University Rankings (if applicable)
5.3(iv).3 Rank obtained from Asia University Rankings (if applicable)
5.3(iv).4 Rank obtained from QS Rankings (if applicable)
Attachments for the metrics
No Attachments for this metrics !!!



PRINCIPAL

**Rajagiri College of Management & Applied Sciences
Rajagiri Valley. P. O., Kakkanad - 682 039**

